

“Mamá the Alien”

Activity Pack

by Monica Olivera


For more printables, activities, lesson and units, please visit:

MommyMaestra.com

For personal or classroom use only.

Please do not sell or host any MommyMaestra files on your site.

© 2016 by Monica Olivera
 All rights reserved.





Thank you for downloading one of my products! I hope you enjoy using these activity pages to go with the book *Mamá the Alien/Mamá la extraterrestre*. There are two pages per level; Level A is designed for children ages 4 and younger, Level B is for those 5 - 6 years old, and Level B is for those 6 and older. But use the pages that best fit your child's skill level.

~ Please remember ~

Your purchase or use of any MommyMaestra educational materials grants you permission to use these files for the permitted uses defined below. All other rights to the printables/downloads, including all copyright and intellectual property rights, are retained by Monica Olivera, and are protected under the Digital Millennium Copyright Act.

These materials and other products created by MommyMaestra are for PERSONAL or CLASSROOM use ONLY!

Please stop by MommyMaestra.com or visit me on...



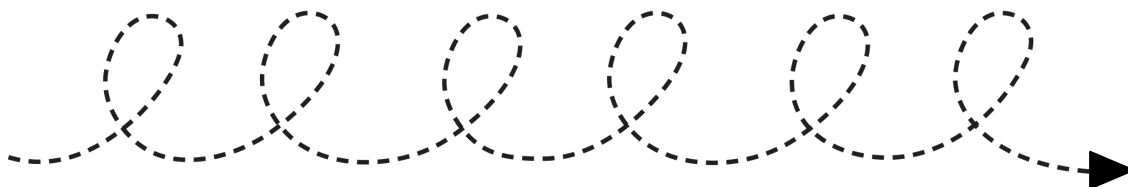



Thanks so much to [Dancing Crayon Designs](#), [Digital Mojo](#), [Teaching in the Tongass](#), [A Sketchy Guy](#), [Oldmarket](#), and [Whimsy Clips](#) for the great graphics used in this packet.

© MommyMaestra 2016











How Many Eyes?

Trace the line to match the alien with the number!



Matching!

Match the alien with its spaceship and color the picture.



Roll It - Draw It!

Roll a die and use the directions and tables below to draw your alien!

1. Use Table A to pick a body shape.
2. Roll your die and draw that number of eyes on your alien.
3. Use Table B to pick a mouth.
4. Use Table C to pick a color.

Table A (Body)



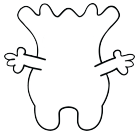
1-2	3-4	5-6
		

Table B (Mouth)





1-2	3-4	5-6
		

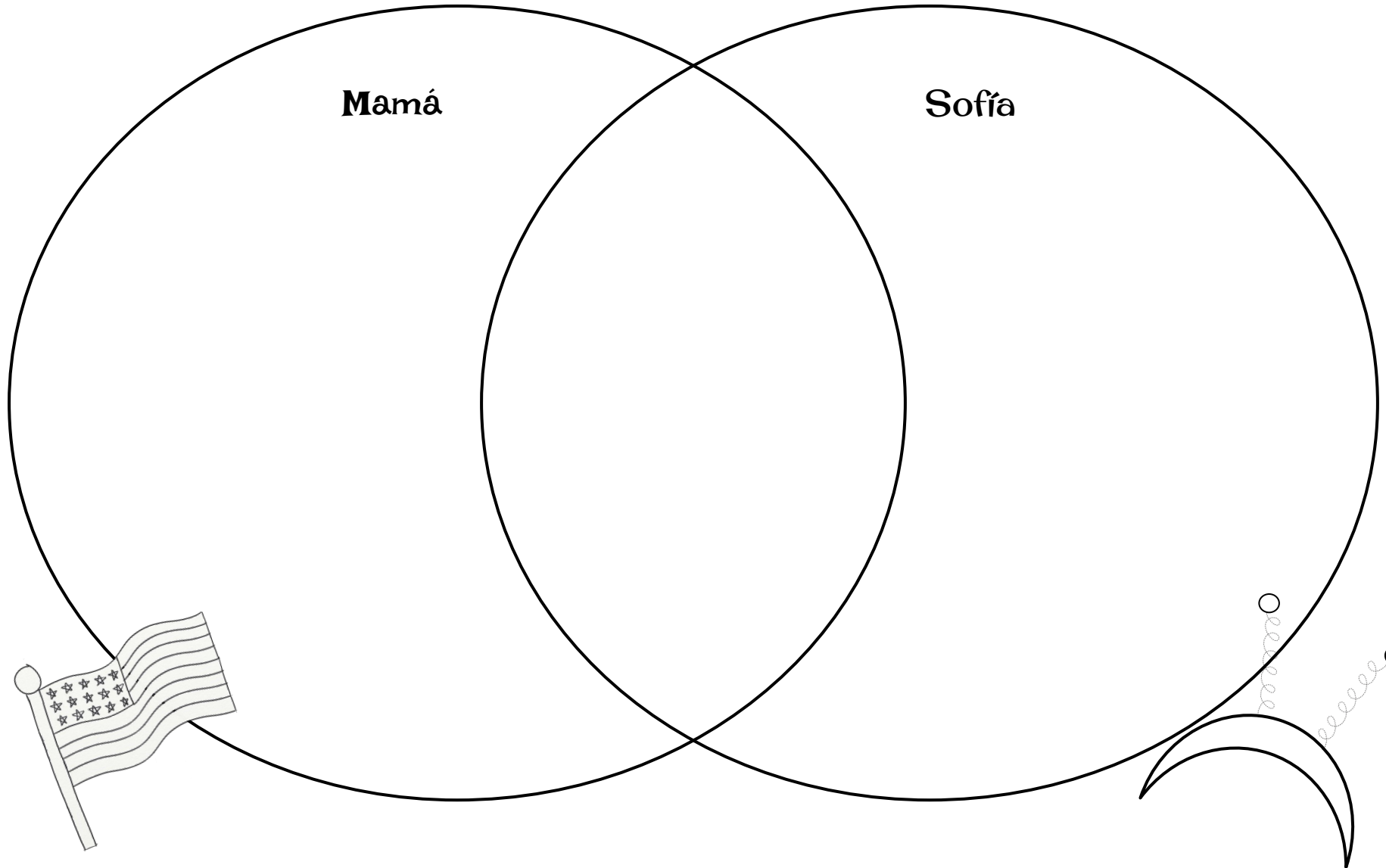
Table C (Color)

1	2	3	4	5	6
red	blue	yellow	green	pink	purple



Compare

Turn to the last page of the story and look at Mamá and Sofía. Write how they are alike in the middle section below. Write how they are different in the space under their name.




Review

1. What fell out of Mamá's purse? _____
2. What does Sofía dream of becoming someday? _____
3. What is Papá's nickname for Sofía? _____
4. Where did Sofía go to do her research? _____
5. Why did Sofía have to remember to keep her basketball in her room?


6. Who did Sofía find in the kitchen late one night? _____
7. Why did Mamá shout after she said the Pledge of Allegiance on Monday?

8. What special present did Sofía give Mamá?





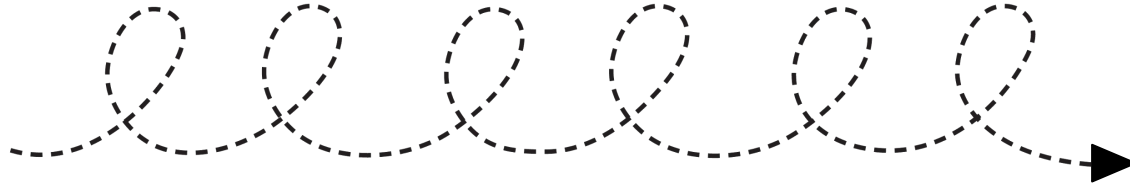

Mamá Alien

In the story, Papá calls Sofía “Mamá’s Twin” because they look so much alike. Look at the mother alien and her baby on this page. How are they alike? How are they different?













¿Cuántos ojos tiene?

Traza la línea para juntar el extraterrestre con el número.



¡Emparejando!

Empareja cada extraterrestre con su nave y colorea el dibujo.



¡Tíralo - Dibújalo!

¡Tira un dado y utiliza las instrucciones y tablas siguientes para dibujar tu extraterrestre!

1. Utiliza la tabla A para escoger una forma para el cuerpo.
2. Tira tu dado y dibuja el número de ojos en tu extraterrestre.
3. Utiliza la tabla B para escoger una boca.
4. Utiliza la tabla C para escoger un color.

Tabla A (cuerpo)



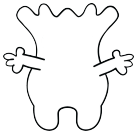
1-2	3-4	5-6
		

Tabla B (boca)





1-2	3-4	5-6
		

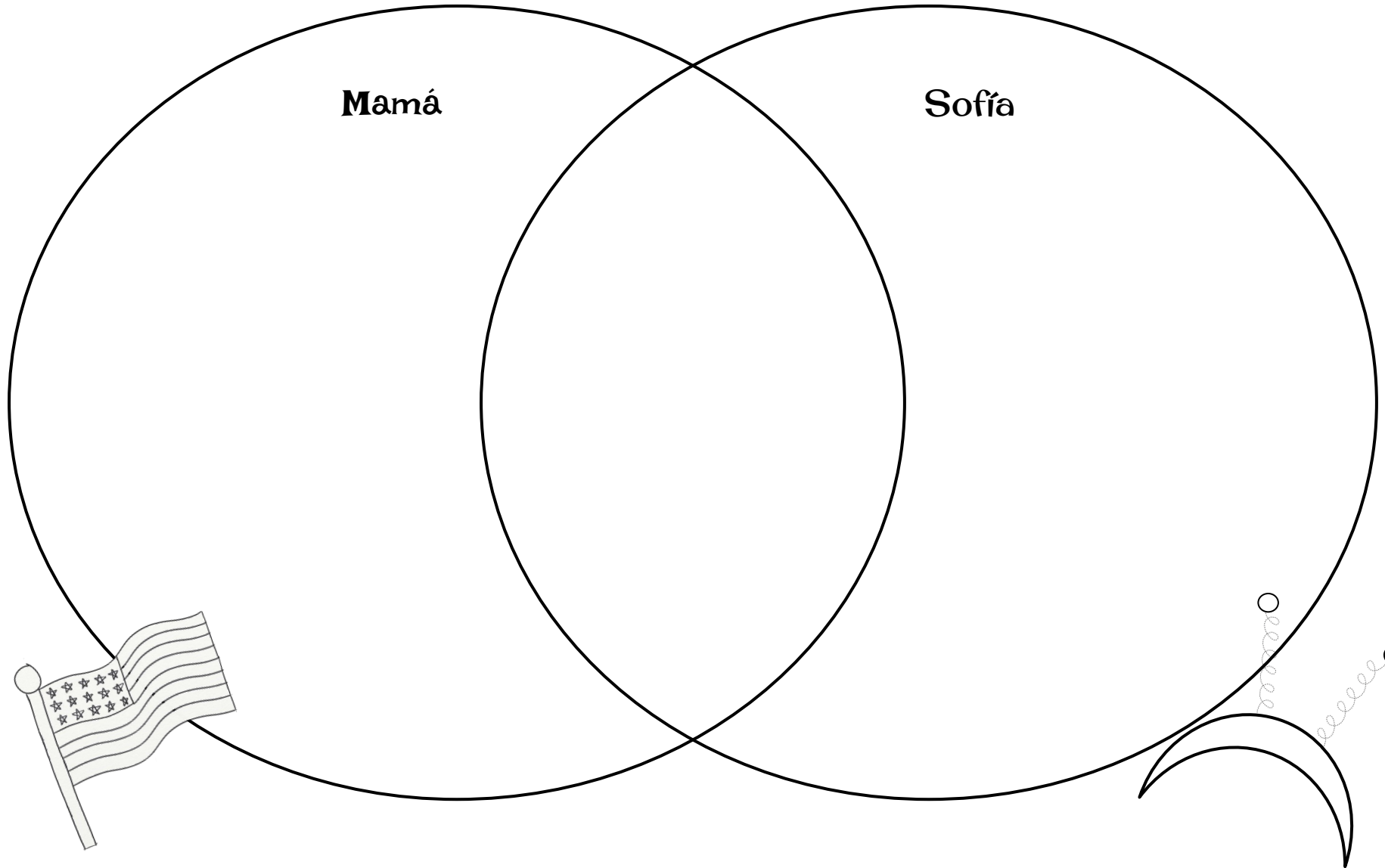
Tabla C (color)

1	2	3	4	5	6
rojo	azul	amarillo	verde	rosado	violeta



Comparar

Ve a la última página de la historia y fíjate en Mamá y en Sofía. Escribe en qué se parecen en la sección del medio abajo. Escribe en qué se diferencian en el espacio debajo de cada nombre.




Repaso

1. ¿Qué se cayó de la cartera de Mamá? _____
2. ¿Qué es lo que sueña Sofía? ¿Qué quiere ser algún día? _____
3. ¿Qué apodo le dio Papá a Sofía? _____
4. ¿A dónde fue Sofía para hacer su investigación? _____
5. ¿Por qué se tuvo que acordar Sofía de guardar su pelota de baloncesto en su cuarto?


6. ¿A quién encontró Sofía en la cocina una noche? _____
7. ¿Qué exclamó Mamá cuando la ceremonia terminó el lunes?

8. ¿Qué regaló Sofía a su Mamá?



Mamá extraterrestre

En el cuento, Papá le llama a Sofía "Gemela de Mamá" porque dice que son idénticas. Mira a la mamá extraterrestre y a su bebé en esta página. ¿En qué son iguales? ¿En qué son diferentes?





MommyMaestra

DISCOVERIES OF A LATINA HOMESCHOOLER

If you enjoyed this packet, you may also like...

Design Your Own Cascarón Activity (Bilingual)
by Monica Olivera

For more printables, activities, lesson and units, please visit: MommyMaestra.com

For personal or classroom use only. Please do not sell or host any MommyMaestra files on your site.

© 2016 by Monica Olivera. All rights reserved.

[DIY Cascarón Activity](#)

A Bilingual Minibook on Día de los Muertos
by Monica Olivera

For more printables, activities, lesson and units, please visit: MommyMaestra.com

For personal or classroom use only. Please do not sell or host any MommyMaestra files on your site.

© 2016 by Monica Olivera. All rights reserved.

[A Bilingual Minibook on Día de los Muertos/Day of the Dead](#)

The Magic Tree House Books 1 - 3, COMBO PACK

English & Spanish
for kids in 2nd-3rd grade

by MommyMaestra

[The Magic Tree House/La casa del árbol \(books 1 - 3\) Activity Pack](#)